

TFI · Charlottenburger Allee 41 · 52068 Aachen · Germany

Egetaepper A/S
Postafch 1 90
7400 Herning
DÄNEMARK

Charlottenburger Allee 41
52068 Aachen
Germany

Fon +49.241.9679 00
Fax +49.241.9679 200

postmaster@tfi-online.de
www.tfi-online.de

Test Report No. 420790-01

1 Procedure

Order.....Sound absorption according to
EN ISO 354:2003
Impact sound insulation according to
EN ISO 10140:2010

Sample designation.....texture care ip

Order by.....Egetaepper A/S

Date of order11.05.2012

Your referenceL. Ormstrup

TFI reference number.....12-05-0119

Test official at TFI.....Dipl.-Ing. Sophia Gelderblom, extension -134

2 Short sample description

Product typetextile floor covering

Type of manufacturetufted

Type of surfacecut pile

Colouring / patterningpatterned

Fibre composition of use surface.....not determined

Colourgreen, light red, light grey

Type of backing.....woven textile backing (synthetic)

3 Test results

According to EN ISO 354:2003 the tested specimen of the aforementioned product has a calculated sound absorption coefficient α_{ω} of 0,20 (H) (annex SA).

According to EN ISO 10140:2010 the tested specimen of the aforementioned product has an acoustical insulation from impact noise of 27 dB (annex TS).

4 Annexes

The individual results as well as type and extent of the tests can be found in the following annexes:

Sound Absorption	SA 420790-01
Impact Sound Insulation	TS 420790-01

The annexes marked ^a are based on tests accredited according to EN ISO/IEC 17025.

Aachen, 20.06.2012



Dr. Ernst Schröder

The present document is provided with a qualified electronic signature and is valid without autograph signature.

This report only applies to the tested samples and has been established to the best of our knowledge. Only the entire report shall be reproduced. Under no circumstances, extracts shall be used. Furthermore, we apply the "General Terms and Conditions for the Execution of Contracts" of the Textiles & Flooring Institute GmbH, also with regard to the order execution.

Annex SA – Sound Absorption

1 Procedure

Sample designation.....texture care ip

TFI reference number..... 12-05-0119

Testing period 15th June 2012

The product identification characteristics can be found on the first page of the test report, respectively in annex KM.

2 Test method

Sound absorption according to EN ISO 354:2003

The standard describes a method to measure the sound absorption level in a room.

3 Remarks

Additionally, the practical and the calculated sound absorption levels according to EN ISO 11654-2:1997-07 are indicated.

The test was carried out by a subcontractor.

Sound absorption according DIN EN ISO 354 : 2003 - 12(D)

Measurement of sound absorption in a reverberation room

Product name: texture care ip
Construction: textile floor covering
Total thickness: 8,00 mm
Mass / area: 3,00 kg/m²
Test area: 12,00 m² 4 m x 3 m
Installation: Typ A laid loose on the floor of the reverberation room
Date of test: 15.06.2012

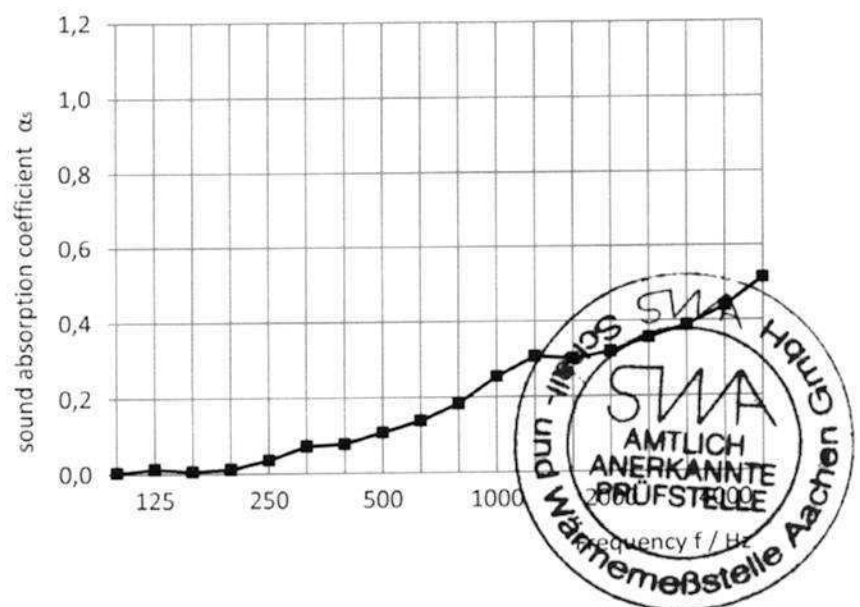
Test room: Room 06, Hauptstraße 133, 52477 Alsdorf
Test method: method of reverberation room **Basic plan:** trapezoid
Volume: 211 m³ **Surface area:** 213 m²

Reflectors: 6 alu panels of 1,0 m x 2,0 m
 7 plywood panels of 1,5 m x 1,3 m
 1 alu panel of 1,8 m x 0,9 m

Test sound: third-octave noise **2 loudspeaker positions**
Reception filter: third octave **12 microphon positions**

Temperature: 20 °C
Humidity: 65%

f / Hz	α_s
100	0,00
125	0,01
160	0,01
200	0,01
250	0,04
315	0,07
400	0,08
500	0,11
630	0,14
800	0,18
1000	0,25
1250	0,31
1600	0,30
2000	0,32
2500	0,36
3150	0,39
4000	0,44
5000	0,51



Test report no.: 420 790

SWA Schall- und Wärmemesstelle Aachen GmbH

Id: 125/177

Aachen,

19.06.2012

(Dipl.-Ing. A. Siebel)

Sound absorptions according DIN EN ISO 11654 : 1997 - 07

Soundabsorption for the application in buildings - valuation of sound absorption

Product name: texture care ip
Construction: textile floor covering
Total thickness: 8,00 mm
Mass / area: 3,00 kg/m²
Test area: 12,00 m² 4 m x 3 m
Installation: Typ A laid loose on the floor of the reverberation room
Date of test: 15.06.2012

Test room: Room 06, Hauptstraße 133, 52477 Alsdorf
Test method: method of reverberation room **Basic plan:** trapezoid
Volume: 211 m³ **Surface area:** 213 m²

Reflectors:
 6 alu panels of 1,0 m x 2,0 m
 7 plywood panels of 1,5 m x 1,3 m
 1 alu panel of 1,8 m x 0,9 m

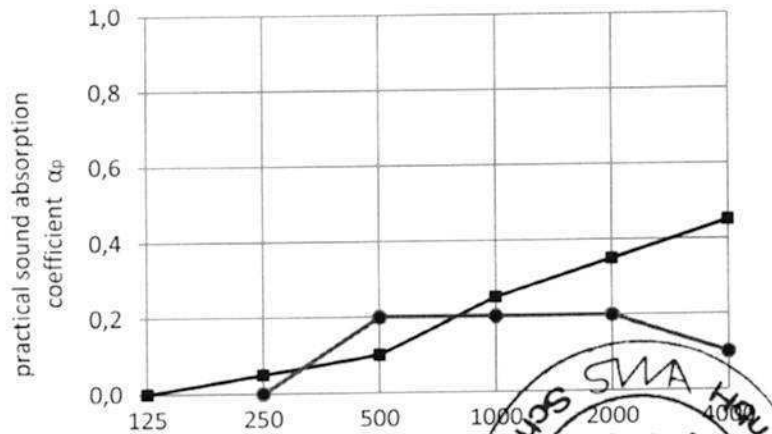
Test sound: third-octave noise **2 loudspeaker positions**
Reception filter: third octave **12 microphon positions**

Temperature: 20 °C
Humidity: 65%

f / Hz	α_p
125	0,00
250	0,05
500	0,10
1000	0,25
2000	0,35
4000	0,45


frequency - range of the "shapeindicators"

L
M
M
H
H



Evaluated sound absorptions grade $\alpha_w = 0,20$ (H)

*) It is recommended insistently to use this singular valuation with complete curve of sound absorption grade.



Test report no.: 420 790
 Id: 125/177
 Aachen, 19.06.2012

SWA Schall- und Wärmemessstelle Aachen GmbH
 (Dipl.-Ing. A. Siebel)

Reverberation times

Measurement of sound absorptions in a reverberation room

Product name: texture care ip
Construction: textile floor covering
Total thickness: 8,00 mm
Mass / area: 3,00 kg/m²
Test area: 12,00 m² 4 m x 3 m
Installation: Typ A laid loose on the floor of the reverberation room
Date of test: 15.06.2012

Test room: Room 06, Hauptstraße 133, 52477 Alsdorf
Test method: method of reverberation room **Basic plan:** trapezoid
Volume: 211 m³ **Surface area:** 213 m²

Reflectors:
 6 alu panels of 1,0 m x 2,0 m
 7 plywood panels of 1,5 m x 1,3 m
 1 alu panel of 1,8 m x 0,9 m

Test sound: third-octave noise 2 loudspeaker positions
Reception filter: third octave 12 microphon positions

Temperature: 20 °C
Humidity: 65%

Test results:

f / Hz	T1 / s	T2 / s
100	8,68	8,59
125	6,73	6,52
160	6,07	5,98
200	6,20	6,04
250	6,64	6,11
315	5,76	5,02
400	6,70	5,65
500	7,29	5,69
630	6,80	5,09
800	6,41	4,53
1000	6,31	4,03
1250	6,05	3,66
1600	5,73	3,57
2000	5,28	3,32
2500	4,58	2,91
3150	3,88	2,54
4000	3,16	2,12
5000	2,59	1,77


Test report no.: 420 790

Id: 125/177

Aachen,

19.06.2012

SWA Schall- und Wärmemesstelle Aachen GmbH


 (Dipl.-Ing. A. Siebel)

Annex TS – Impact Sound Insulation

1 Procedure

Sample designation texture care ip
TFI reference number 12-05-0119
Testing period 16th June 2012

The product identification characteristics can be found on the first page of the test report, respectively in annex KM.

2 Test method

Impact sound insulation according to EN ISO 10140:2010 (all parts) (formerly EN ISO 140-8:1998)

The standard describes a method to measure the impact sound insulation of building products in a test stand.

3 Remarks

Additionally, the calculated value according to EN ISO 717-2:1997 is indicated.

The test was carried out by a subcontractor.

Impact sound insulation according ISO 10140 (all parts)

Enclosure: TS

Measurement of impact sound insulation by a floor covering
on a solid strings floor

Page 2 of 2

Product name

texture care ip

Construction:

textile floor covering

Classification:

category I according to ISO 10140

Date of test:

2012-06-16

installation:

laid loose

setting time:

-

installed by:

laboratory

Description of test material:

Total thickness:

8.0 mm

Mass / area:

3.00 kg/m²

Specifies during the test (imprint or damage at the sample)

Test room: 02 and K2, Hauptstrasse 133, 52477 Alsdorf, Germany

Temperature in the sending room:

20.0 °C

Humidity in the sending room:

56.0 %

Volume of the receiving room:

58.9 m³

Frequency <i>f</i> Hz	<i>L</i> _{n,0} third-octave dB	ΔL third-octave dB
50		2.0
63		3.2
80		1.2
100	61.0	5.5
125	61.4	8.0
160	64.8	10.0
200	63.7	11.6
250	65.4	12.4
315	65.6	15.8
400	66.1	21.3
500	66.0	24.5
630	66.4	29.8
800	66.3	38.0
1 000	66.2	41.7
1 250	66.6	47.2
1 600	67.2	48.0
2 000	67.1	49.5
2 500	67.0	57.9
3 150	66.4	58.1
4 000		--
5 000		--



Legend:

ΔL impact sound protection, in dB
f / Frequency in Hz

Calculation according to ISO 717-2

$\Delta L_w = 27$ dB

$C_{i,\Delta} = -11$ dB

$C_{i,r} = 0$ dB

$C_{i,r,50-2500} = 5$ dB

The results base on tests, which were effected with on artificial source of sound under labratory conditions. (standard method)

Report No.: 420 790

ID: 125/177

Aachen, 2012-06-19

SWA Schall- und Wärmemesstelle Aachen GmbH

(Dipl.-Ing. A. Siebel)